

## Bust your Stash with Creative Grids®

Learn how to organize your stash so it becomes the foundation of your next heirloom quality quilt! With the right tools, you can bust that stash in a matter of minutes. Create blocks that include fudge factors so beginners to experts can sew them in a matter of minutes.

Pre-cut fabric is provided so you can start sewing immediately. Then play before you pay. Use our demo rulers to cut the fabric. Then sew a sample of the blocks to take home with you.

A trunk show of multiple quilts using each ruler will inspire you to think scrappy!

Supply list:

A 24" ruler (**CGR24**) or a straight edge at least 18" long to draw a line

Rotary Cutter

Sewing Machine with ¼" foot

Neutral Thread

Basic Sewing Supplies


Water Soluble Glue Stick

Note: Since space is limited and we will be sharing rulers, I will bring several 24" x 36" mats to share.

Featured Creative Grids® Rulers:

### **CGR48 and CGRBH1**

Cut Loose Press Pattern – Tumbleweeds (will be released soon)



### **30 Degree Starburst – CGRISE30**

Cut Loose Press Pattern – (A table runner will be released soon)




### **Four Inch Log Cabin – CGRJAWMN4**

Cut Loose Press Patterns – **CLPGRG001; CLPGRG006**



**Six Inch Log Cabin – CGRJAWMN6**

I will have a new book (L8529) being released the first part of July featuring this ruler with eight projects – and will bring those as well. These projects are embellished with wool so I will also cover working with wool. I will talk to the publisher at Market to see if we can make arrangements for your customers to pre-order autographed copies.



**Square on Square – CGRJAW7**

Will have a Storm over the Lake table runner pattern out in the next few weeks. They will do a block and learn how to paper-piece the diamonds. Order foundation paper - #10984).

I will also have Four-Patch Squared (CLPPHA005) and Fussy Cut Squared (CLPPHA006).



**Square on Square – CGRJAW8**

**CLPLRB001 – Spinning Snails**




**CGRKA3**

**CLPGRG002**

**CLPGRG004**

I will show these two CLP patterns that showcase this ruler.



**CGRMT6**

**CLPGRG003**

I will show this CLP pattern and a table topper that may be a CLP by then.



**CGRTKAL45**

**CLPPHA003 – Surf and Sand**

**CGRTPHT – The Hole Thing**

I will show this quilt as well as a place mat that you can give as a free pattern. It is attached.



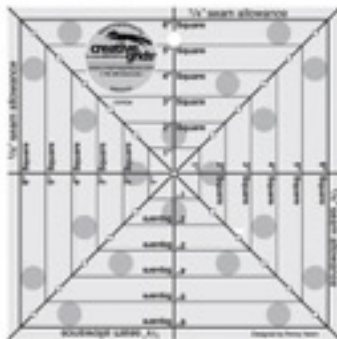
I will show this CLP pattern as a way to showcase the CGR24. It will be released soon.



I will show these CLP patterns which will be released soon and demonstrate how to do it if there is time. **CGR6** or **CGR10** and **CGR212** for the strip pieced border.



I will show some quilts that feature fussy cut elements and show them how to use the fussy cut tool – **CGRSQ6**.



**CGRDH2**  
**CLPDHE004**

